

**Combined divisions -  
these are NOT official  
results.**

**Brazosland Pistoleros May 2008**

Match Date: 5/27/2008

**Stage No: 1 Barrels & Bullets**

<b>Place</b>	<b>Name</b>	<b>No.</b>	<b>Class</b>	<b>Division</b>	<b>Points</b>	<b>Pen.</b>	<b>Time</b>	<b>Hit Factor</b>	<b>Stage Pts</b>	<b>Stage %</b>
1	Johnson, Doug	13	A	Limited	139	0	21.62	6.4292	150.0000	100.00%
2	DeNina, Leon	4	B	Open	139	0	22.31	6.2304	145.3618	96.91%
3	Buckler, Jay	1	B	Limited	132	0	23.92	5.5184	128.7501	85.83%
4	Thomason, Charles	5	B	Limited	135	0	25.54	5.2858	123.3233	82.22%
5	Jimmerson, Kevin	24	B	Limited	142	10	26.62	4.9587	115.6917	77.13%
6	ONeal, Robert	21	A	Open	128	20	22.26	4.8518	113.1976	75.47%
7	Thoede, Greg	10	B	Limited	127	10	24.16	4.8427	112.9853	75.32%
8	Allen, Robert (Bob)	23	A	Limited	141	0	37.79	3.7311	87.0505	58.03%
9	Garner, Michael	2	A	Open	128	40	25.00	3.5200	82.1253	54.75%
10	Schleider, Paul	20	U	Single Stack	143	0	45.75	3.1257	72.9259	48.62%
11	Chang, Kevin	6	U	Limited	130	30	34.50	2.8986	67.6274	45.08%
12	Daniels, Danny	3	U	Single Stack	144	0	50.67	2.8419	66.3045	44.20%
13	Phair, Bradley	15	B	Single Stack	131	30	36.20	2.7901	65.0960	43.40%
14	Irwin, Matthew	22	U	Production	123	20	38.66	2.6643	62.1609	41.44%
15	Warner, Dan	7	U	Production	124	30	35.74	2.6301	61.3630	40.91%
16	Hooge, William	9	B	Limited	149	20	49.53	2.6045	60.7657	40.51%
17	Kennedy, Nicholas	8	U	Limited	120	30	34.62	2.5997	60.6537	40.44%
18	Cox, John	11	U	Limited	123	70	21.80	2.4312	56.7225	37.82%
19	Stallone, John	19	D	Production	132	10	54.72	2.2295	52.0166	34.68%
20	Huggins, Beverly	17	D	Limited	123	30	47.28	1.9670	45.8922	30.59%
21	Williams, Anthony	12	U	Limited	121	30	57.01	1.5962	37.2410	24.83%
22	Chase, Bill	16	U	Production	117	50	44.61	1.5019	35.0409	23.36%
23	Hagen, Brian	18	C	Limited	107	70	25.22	1.4671	34.2290	22.82%
24	Johnson, Kyle	14	U	Limited	128	60	73.81	0.9213	21.4949	14.33%

Number of Competitors: 24

**Combined divisions -  
these are NOT official  
results.**

**Brazosland Pistoleros May 2008**

Match Date: 5/27/2008

**Stage No: 2** Big's Scrap Yard

Place	Name	No.	Class	Division	Points	Pen.	Time	Hit Factor	Stage Pts	Stage %
1	Johnson, Doug	13	A	Limited	35	0	5.52	6.3406	35.0000	100.00%
2	DeNina, Leon	4	B	Open	35	0	5.73	6.1082	33.7172	96.33%
3	ONeal, Robert	21	A	Open	35	0	6.00	5.8333	32.1997	92.00%
4	Allen, Robert (Bob)	23	A	Limited	35	0	7.36	4.7554	26.2497	75.00%
5	Hooqe, William	9	B	Limited	35	0	7.48	4.6791	25.8285	73.80%
6	Jimmerson, Kevin	24	B	Limited	35	0	7.53	4.6481	25.6574	73.31%
7	Buckler, Jay	1	B	Limited	35	0	7.57	4.6235	25.5216	72.92%
8	Daniels, Danny	3	U	Single Stack	35	0	7.90	4.4304	24.4557	69.87%
9	Thoede, Greg	10	B	Limited	35	0	8.45	4.1420	22.8638	65.33%
10	Thomason, Charles	5	B	Limited	35	0	8.76	3.9954	22.0545	63.01%
11	Hagen, Brian	18	C	Limited	35	0	8.95	3.9106	21.5864	61.68%
12	Warner, Dan	7	U	Production	35	0	9.16	3.8210	21.0919	60.26%
13	Chang, Kevin	6	U	Limited	35	0	9.27	3.7756	20.8412	59.55%
14	Cox, John	11	U	Limited	35	0	9.31	3.7594	20.7518	59.29%
15	Chase, Bill	16	U	Production	35	0	10.24	3.4180	18.8673	53.91%
16	Schleider, Paul	20	U	Single Stack	35	0	10.27	3.4080	18.8121	53.75%
17	Irwin, Matthew	22	U	Production	35	0	10.70	3.2710	18.0559	51.59%
18	Garner, Michael	2	A	Open	35	10	9.31	2.6853	14.8228	42.35%
19	Phair, Bradley	15	B	Single Stack	35	0	13.95	2.5090	13.8496	39.57%
20	Johnson, Kyle	14	U	Limited	35	0	20.10	1.7413	9.6119	27.46%
21	Kennedy, Nicholas	8	U	Limited	35	20	10.82	1.3863	7.6524	21.86%
22	Williams, Anthony	12	U	Limited	35	20	11.35	1.3216	7.2952	20.84%
23	Stallone, John	19	D	Production	35	0	27.36	1.2792	7.0612	20.17%
24	Huggins, Beverly	17	D	Limited	30	10	17.41	1.1488	6.3414	18.12%

Number of Competitors: 24

**Combined divisions -  
these are NOT official  
results.**

**Brazosland Pistoleros May 2008**

Match Date: 5/27/2008

**Stage No: 3** Shooting up the alley

Place	Name	No.	Class	Division	Points	Pen.	Time	Hit Factor	Stage Pts	Stage %
1	DeNina, Leon	4	B	Open	148	0	23.85	6.2055	155.0000	100.00%
2	Garner, Michael	2	A	Open	149	0	24.51	6.0792	151.8453	97.96%
3	ONeal, Robert	21	A	Open	139	0	24.54	5.6642	141.4795	91.28%
4	Johnson, Doug	13	A	Limited	152	0	27.18	5.5923	139.6836	90.12%
5	Cox, John	11	U	Limited	154	20	24.51	5.4672	136.5589	88.10%
6	Buckler, Jay	1	B	Limited	147	0	27.25	5.3945	134.7430	86.93%
7	Jimmerson, Kevin	24	B	Limited	147	10	30.81	4.4466	111.0665	71.66%
8	Thomason, Charles	5	B	Limited	150	10	33.23	4.2131	105.2341	67.89%
9	Allen, Robert (Bob)	23	A	Limited	147	0	37.21	3.9506	98.6775	63.66%
10	Daniels, Danny	3	U	Single Stack	153	0	41.84	3.6568	91.3390	58.93%
11	Hagen, Brian	18	C	Limited	146	0	41.19	3.5445	88.5340	57.12%
12	Warner, Dan	7	U	Production	138	20	34.89	3.3821	84.4776	54.50%
13	Phair, Bradley	15	B	Single Stack	154	0	50.91	3.0249	75.5555	48.75%
14	Williams, Anthony	12	U	Limited	143	0	51.52	2.7756	69.3285	44.73%
15	Kennedy, Nicholas	8	U	Limited	146	20	48.29	2.6092	65.1722	42.05%
16	Schleider, Paul	20	U	Single Stack	153	0	61.09	2.5045	62.5570	40.36%
17	Thoede, Greg	10	B	Limited	147	10	54.75	2.5023	62.5021	40.32%
18	Chase, Bill	16	U	Production	145	0	69.71	2.0800	51.9539	33.52%
19	Hooge, William	9	B	Limited	135	50	44.22	1.9222	48.0124	30.98%
20	Huggins, Beverly	17	D	Limited	115	40	47.44	1.5809	39.4875	25.48%
21	Irwin, Matthew	22	U	Production	138	60	57.56	1.3551	33.8475	21.84%
22	Chang, Kevin	6	U	Limited	138	30	99.65	1.0838	27.0710	17.47%
23	Johnson, Kyle	14	U	Limited	134	20	110.56	1.0311	25.7547	16.62%
24	Stallone, John	19	D	Production	149	70	83.63	0.9446	23.5941	15.22%

Number of Competitors: 24

**Combined divisions -  
these are NOT official  
results.**

**Brazosland Pistoleros May 2008**

Match Date: 5/27/2008

**Stage No: 4 Off Balance Blast**

<b>Place</b>	<b>Name</b>	<b>No.</b>	<b>Class</b>	<b>Division</b>	<b>Points</b>	<b>Pen.</b>	<b>Time</b>	<b>Hit Factor</b>	<b>Stage Pts</b>	<b>Stage %</b>
1	O'Neal, Robert	21	A	Open	114	0	22.88	4.9825	120.0000	100.00%
2	Thoede, Greg	10	B	Limited	105	0	21.43	4.8997	118.0058	98.34%
3	Garner, Michael	2	A	Open	105	0	21.67	4.8454	116.6980	97.25%
4	Johnson, Doug	13	A	Limited	100	10	20.44	4.4031	106.0456	88.37%
5	DeNina, Leon	4	B	Open	112	10	24.56	4.1531	100.0245	83.35%
6	Jimmerson, Kevin	24	B	Limited	107	10	23.42	4.1418	99.7523	83.13%
7	Buckler, Jay	1	B	Limited	119	0	29.40	4.0476	97.4836	81.24%
8	Cox, John	11	U	Limited	105	10	26.04	3.6482	87.8643	73.22%
9	Allen, Robert (Bob)	23	A	Limited	107	0	31.44	3.4033	81.9661	68.31%
10	Thomason, Charles	5	B	Limited	115	20	30.64	3.1005	74.6734	62.23%
11	Phair, Bradley	15	B	Single Stack	112	20	33.41	2.7537	66.3209	55.27%
12	Warner, Dan	7	U	Production	91	10	32.67	2.4793	59.7122	49.76%
13	Stallone, John	19	D	Production	100	0	42.04	2.3787	57.2893	47.74%
14	Schleider, Paul	20	U	Single Stack	105	10	40.88	2.3239	55.9695	46.64%
15	Williams, Anthony	12	U	Limited	99	0	44.16	2.2418	53.9922	44.99%
16	Hooge, William	9	B	Limited	119	0	54.62	2.1787	52.4725	43.73%
17	Daniels, Danny	3	U	Single Stack	104	30	36.71	2.0158	48.5491	40.46%
18	Hagen, Brian	18	C	Limited	97	30	34.74	1.9286	46.4490	38.71%
19	Irwin, Matthew	22	U	Production	91	20	39.60	1.7929	43.1807	35.98%
20	Chase, Bill	16	U	Production	89	60	39.51	0.7340	17.6779	14.73%
21	Kennedy, Nicholas	8	U	Limited	95	80	31.80	0.4717	11.3606	9.47%
22	Chang, Kevin	6	U	Limited	91	80	35.03	0.3140	7.5625	6.30%
23	Johnson, Kyle	14	U	Limited	69	60	44.99	0.2000	4.8169	4.01%
24	Huggins, Beverly	17	D	Limited	76	110	52.21	0	0.0000	0.00%

Number of Competitors: 24

**Combined divisions -  
these are NOT official  
results.**

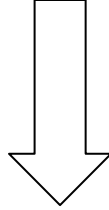
**Brazosland Pistoleros May 2008**

Match Date: 5/27/2008

Place	Name	USPSA	Class	Division	PF	Lady	Mil	Law	For	Age	Match Pts	Match %
1	DeNina, Leon	L2433	B	Open	Major	<input type="checkbox"/>	<input type="checkbox"/>	<input type="checkbox"/>	<input type="checkbox"/>		434.1035	100.000%
2	Johnson, Doug	A50703	A	Limited	Major	<input type="checkbox"/>	<input type="checkbox"/>	<input type="checkbox"/>	<input type="checkbox"/>		430.7292	99.223%
3	O'Neal, Robert	A32035	A	Open	Major	<input type="checkbox"/>	<input type="checkbox"/>	<input type="checkbox"/>	<input type="checkbox"/>		406.8768	93.728%
4	Buckler, Jay	A38443	B	Limited	Major	<input type="checkbox"/>	<input type="checkbox"/>	<input type="checkbox"/>	<input type="checkbox"/>		386.4983	89.034%
5	Garner, Michael		A	Open	Major	<input type="checkbox"/>	<input type="checkbox"/>	<input type="checkbox"/>	<input type="checkbox"/>		365.4914	84.195%
6	Jimmerson, Kevin	A53978	B	Limited	Major	<input type="checkbox"/>	<input type="checkbox"/>	<input type="checkbox"/>	<input type="checkbox"/>		352.1679	81.125%
7	Thomason, Charles	A10536	B	Limited	Major	<input type="checkbox"/>	<input type="checkbox"/>	<input type="checkbox"/>	<input type="checkbox"/>		325.2853	74.933%
8	Thoede, Greg	TY16969	B	Limited	Major	<input type="checkbox"/>	<input type="checkbox"/>	<input type="checkbox"/>	<input type="checkbox"/>		316.3570	72.876%
9	Cox, John		U	Limited	Major	<input type="checkbox"/>	<input type="checkbox"/>	<input type="checkbox"/>	<input type="checkbox"/>		301.8975	69.545%
10	Allen, Robert (Bob)	FY3441	A	Limited	Major	<input type="checkbox"/>	<input type="checkbox"/>	<input type="checkbox"/>	<input type="checkbox"/>	Super Senior	293.9438	67.713%
11	Daniels, Danny	A61999	U	Single Star	Major	<input type="checkbox"/>	<input type="checkbox"/>	<input type="checkbox"/>	<input type="checkbox"/>		230.6483	53.132%
12	Warner, Dan	A59372	U	Production	Minor	<input type="checkbox"/>	<input type="checkbox"/>	<input type="checkbox"/>	<input type="checkbox"/>		226.6447	52.210%
13	Phair, Bradley	A44695	B	Single Star	Major	<input type="checkbox"/>	<input type="checkbox"/>	<input type="checkbox"/>	<input type="checkbox"/>		220.8220	50.869%
14	Schleider, Paul	A57934	U	Single Star	Major	<input type="checkbox"/>	<input type="checkbox"/>	<input type="checkbox"/>	<input type="checkbox"/>		210.2645	48.436%
15	Hagen, Brian	A58003	C	Limited	Major	<input type="checkbox"/>	<input type="checkbox"/>	<input type="checkbox"/>	<input type="checkbox"/>		190.7984	43.952%
16	Hooge, William	L1429	B	Limited	Major	<input type="checkbox"/>	<input type="checkbox"/>	<input checked="" type="checkbox"/>	<input type="checkbox"/>		187.0791	43.096%
17	Williams, Anthony		U	Limited	Major	<input type="checkbox"/>	<input type="checkbox"/>	<input type="checkbox"/>	<input type="checkbox"/>		167.8569	38.667%
18	Irwin, Matthew		U	Production	Minor	<input type="checkbox"/>	<input type="checkbox"/>	<input type="checkbox"/>	<input type="checkbox"/>		157.2450	36.223%
19	Kennedy, Nicholas		U	Limited	Minor	<input type="checkbox"/>	<input type="checkbox"/>	<input type="checkbox"/>	<input type="checkbox"/>		144.8389	33.365%
20	Stallone, John		D	Production	Minor	<input type="checkbox"/>	<input type="checkbox"/>	<input type="checkbox"/>	<input type="checkbox"/>		139.9612	32.241%
21	Chase, Bill	TY56323	U	Production	Minor	<input type="checkbox"/>	<input type="checkbox"/>	<input type="checkbox"/>	<input type="checkbox"/>		123.5400	28.459%
22	Chang, Kevin		U	Limited	Minor	<input type="checkbox"/>	<input type="checkbox"/>	<input type="checkbox"/>	<input type="checkbox"/>		123.1021	28.358%
23	Huggins, Beverly	A58599	D	Limited	Major	<input checked="" type="checkbox"/>	<input type="checkbox"/>	<input type="checkbox"/>	<input type="checkbox"/>		91.7211	21.129%
24	Johnson, Kyle		U	Limited	Minor	<input type="checkbox"/>	<input type="checkbox"/>	<input type="checkbox"/>	<input type="checkbox"/>	Junior	61.6784	14.208%

Number of Competitors: 24

# Optic Rifle Match Scores



# Brazosland Pistoleros May 2008 Side Matc

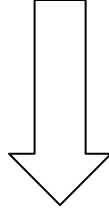
Match Date: 5/25/2008

## Stage No: 1 Field Course Side Match

Place	Name	No.	Class	Division	Points	Pen.	Time	Hit Factor	Stage Pts	Stage %
1	Johnson, Doug	12	A	Open	266	0	41.52	6.4066	300.0000	100.00%
2	Chang, Kevin	9	U	Open	262	0	61.43	4.2650	199.7159	66.57%
3	Cox, John	2	U	Open	258	50	48.84	4.2588	199.4256	66.48%
4	DeNina, Leon	8	C	Open	239	30	69.72	2.9977	140.3724	46.79%
5	Phair, Bradley	4	C	Open	252	30	75.22	2.9513	138.1997	46.07%
6	Thomason, Charles	6	B	Open	260	50	87.93	2.3883	111.8362	37.28%

Number of Competitors: 6

# Iron Sights Rifle Match Scores



# Brazosland Pistoleros May 2008 Side Matc

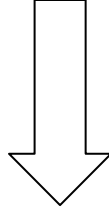
Match Date: 5/25/2008

## Stage No: 1 Field Course Side Match

Place	Name	No.	Class	Division	Points	Pen.	Time	Hit Factor	Stage Pts	Stage %
1	Garner, Michael	15	A	Standard	231	20	39.51	5.3404	300.0000	100.00%
2	Jimmerson, Kevin	3	B	Standard	256	0	59.12	4.3302	243.2514	81.08%
3	Kennedy, Nicholas	7	U	Standard	286	0	79.41	3.6016	202.3219	67.44%
4	Hooge, William	14	B	Standard	283	20	101.31	2.5960	145.8318	48.61%
5	Schleider, Paul	5	D	Standard	258	60	89.45	2.2135	124.3446	41.45%
6	Chase, Bill	10	U	Standard	262	60	124.00	1.6290	91.5100	30.50%
7	Stallone, John	11	D	Standard	245	50	220.00	0.8864	49.7940	16.60%
8	Thoede, Greg	13	B	Standard	173	170	36.33	0.0826	4.6401	1.55%

Number of Competitors: 8

# Rifle Match Final Scores



**Combined divisions -  
these are NOT official  
results.**

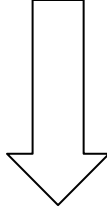
**Brazosland Pistoleros May 2008 Side Matc**

Match Date: 5/25/2008

Place	Name	USPSA	Class	Division	PF	Lady	Mil	Law	For	Age	Match Pts	Match %
1	Johnson, Doug	A50703	A	Open	Minor	<input type="checkbox"/>	<input type="checkbox"/>	<input type="checkbox"/>	<input type="checkbox"/>		300.0000	100.000%
2	Garner, Michael		A	Standard	Minor	<input type="checkbox"/>	<input type="checkbox"/>	<input type="checkbox"/>	<input type="checkbox"/>		250.0734	83.358%
3	Jimmerson, Kevin	A53978	B	Standard	Minor	<input type="checkbox"/>	<input type="checkbox"/>	<input type="checkbox"/>	<input type="checkbox"/>		202.7690	67.590%
4	Chang, Kevin		U	Open	Minor	<input type="checkbox"/>	<input type="checkbox"/>	<input type="checkbox"/>	<input type="checkbox"/>		199.7159	66.572%
5	Cox, John		U	Open	Minor	<input type="checkbox"/>	<input type="checkbox"/>	<input type="checkbox"/>	<input type="checkbox"/>		199.4256	66.475%
6	Kennedy, Nicholas		U	Standard	Minor	<input type="checkbox"/>	<input type="checkbox"/>	<input type="checkbox"/>	<input type="checkbox"/>		168.6511	56.217%
7	DeNina, Leon	L2433	C	Open	Minor	<input type="checkbox"/>	<input type="checkbox"/>	<input type="checkbox"/>	<input type="checkbox"/>		140.3724	46.791%
8	Phair, Bradley	A44695	C	Open	Minor	<input type="checkbox"/>	<input type="checkbox"/>	<input type="checkbox"/>	<input type="checkbox"/>		138.1997	46.067%
9	Hooge, William	L1429	B	Standard	Minor	<input type="checkbox"/>	<input type="checkbox"/>	<input type="checkbox"/>	<input type="checkbox"/>		121.5621	40.521%
10	Thomason, Charles	A10536	B	Open	Minor	<input type="checkbox"/>	<input type="checkbox"/>	<input type="checkbox"/>	<input type="checkbox"/>		111.8362	37.279%
11	Schleider, Paul	A57934	D	Standard	Minor	<input type="checkbox"/>	<input type="checkbox"/>	<input type="checkbox"/>	<input type="checkbox"/>		103.6509	34.550%
12	Chase, Bill	TY56323	U	Standard	Minor	<input type="checkbox"/>	<input type="checkbox"/>	<input type="checkbox"/>	<input type="checkbox"/>		76.2807	25.427%
13	Stallone, John		D	Standard	Minor	<input type="checkbox"/>	<input type="checkbox"/>	<input type="checkbox"/>	<input type="checkbox"/>		41.5072	13.836%
14	Thoede, Greg	TY16969	B	Standard	Minor	<input type="checkbox"/>	<input type="checkbox"/>	<input type="checkbox"/>	<input type="checkbox"/>		3.8679	1.289%

Number of Competitors: 14

# Pistol Side Match Scores



# Brazosland Pistoleros May 2008 Side Matc

Match Date: 5/25/2008

## Stage No: 1 Field Course Side Match

Place	Name	No.	Class	Division	Points	Pen.	Time	Hit Factor	Stage Pts	Stage %
1	Irwin, Matthew	1	U	Limited	274	50	73.24	3.0584	300.0000	100.00%

Number of Competitors: 1